

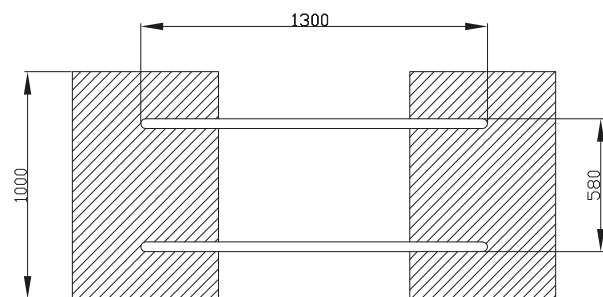
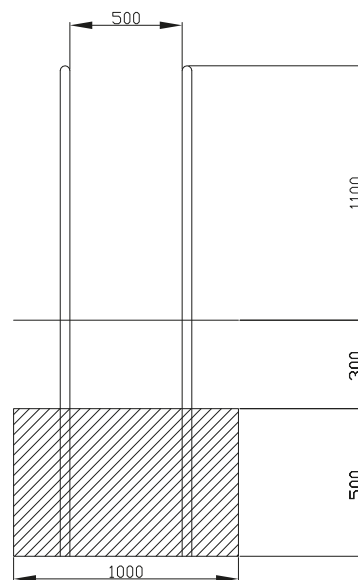
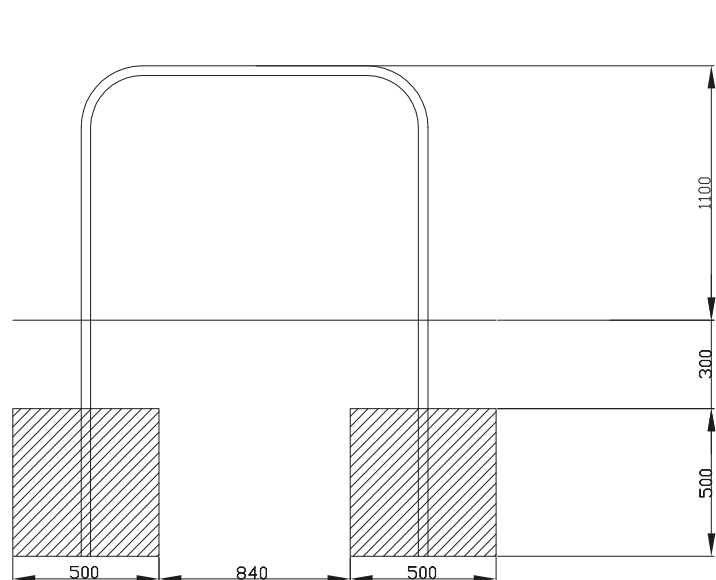


SIŁOWNIE ZEWNĘTRZNE

TRAINER SW-04 PORĘCZ WOLNOSTOJĄCA PODWÓJNA

ZPU ROMEX Sp. z o.o.
ul. Hetmańska 38
85-039 Bydgoszcz

tel. 52 323 07 12
tel. kom. 609 521 630
fax 52 322 67 70
trainer@trainer.net.pl



Fundament 30 cm poniżej poziomu gruntu.
Minimalne wymiary fundamentu 500 x 500 x 1000 mm.

